


How to Write a Paper: The Ultimate Guide

If you're a student, you've probably had to write your fair share of papers. But if you're like most people, you probably haven't had much formal training on how to do it well. That's where this guide comes in.



How To Write a Paper by Gerald J. Alred

★★★★☆ 4.7 out of 5

Language : English
File size : 1568 KB
Text-to-Speech : Enabled
Enhanced typesetting : Enabled
Print length : 178 pages
Lending : Enabled
Screen Reader : Supported



This comprehensive guide will teach you everything you need to know about writing a paper, from choosing a topic to formatting your final draft. We'll cover everything in between, including:

- * How to develop a strong thesis statement
- * How to structure your paper
- * How to write effectively
- * How to cite your sources
- * How to format your paper

By the end of this guide, you'll be able to write a paper with confidence and ease.

Choosing a Topic

The first step in writing a paper is choosing a topic. This can be a daunting task, especially if you're not sure what you want to write about. But there are a few things you can do to make the process easier.

First, think about your interests. What are you passionate about? What do you enjoy learning about? Once you have a few ideas, you can start to narrow down your focus.

Next, consider your audience. Who are you writing for? What do they know about the topic? What do they need to know? Once you know who you're writing for, you can start to tailor your topic accordingly.

Finally, make sure your topic is manageable. Don't try to write about something that's too broad or too narrow. You want to choose a topic that you can cover in depth in the space you have.

Once you've chosen a topic, it's time to start developing a thesis statement. A thesis statement is a single sentence that states the main argument of your paper. It should be specific, arguable, and supported by evidence.

Here are some tips for developing a strong thesis statement:

- * Start by brainstorming your ideas. What are the main points you want to make in your paper?
- * Once you have a few ideas, start to put them together into a sentence.
- * Make sure your thesis statement is specific. Don't make general statements that could apply to any paper on the topic.
- * Make sure your thesis statement is arguable. Don't make a statement that everyone would agree with.
- * Make sure your thesis statement is supported by evidence. You should be able to find evidence in your research to support your claim.

Once you have a strong thesis statement, you can start to structure your paper.

Structuring Your Paper

The structure of your paper will vary depending on the type of paper you're writing. However, there are some general principles that apply to all papers.

First, your paper should have an , body, and . The should introduce your topic and thesis statement. The body should develop your arguments and provide evidence to support your claims. The should summarize your main points and restate your thesis statement.

In addition to the , body, and , your paper may also include other sections, such as an abstract, acknowledgments, and references. The abstract is a brief summary of your paper. The acknowledgments are a place to thank the people who helped you with your research and writing. The references are a list of the sources you used in your paper.

The length of your paper will vary depending on the assignment. However, most papers are between 5 and 15 pages long.

Once you have a structure for your paper, you can start to write.

Writing Effectively

Writing effectively is a skill that takes practice. However, there are a few things you can do to improve your writing.

First, make sure you understand your topic. Do your research and make sure you have a good grasp of the material.

Second, organize your thoughts before you start writing. Make an outline or a mind map to help you structure your paper.

Third, write in a clear and concise style. Avoid using jargon and technical terms that your audience may not understand.

Fourth, proofread your paper carefully before you submit it. Make sure there are no errors in grammar, spelling, or punctuation.

Citing Your Sources

When you use information from other sources in your paper, you need to cite your sources. This is important to avoid plagiarism and to give credit to the original authors.

There are many different citation styles, so be sure to follow the style that your instructor or professor has指定ed. The most common citation styles are MLA, APA, and Chicago.

Here are some tips for citing your sources:

* Cite all sources that you use in your paper, even if you only paraphrase or summarize the information. * Use a consistent citation style throughout your paper. * Place citations in the appropriate place in your text. * Include a reference list at the end of your paper with complete information for all of your sources.

Formatting Your Paper

The final step in writing a paper is formatting it. This includes things like choosing a font, setting margins, and indenting paragraphs.

There are many different formatting styles, so be sure to follow the style that your instructor or professor has指定ed. The most common formatting styles are MLA, APA, and Chicago.


Here are some tips for formatting your paper:

- * Use a standard font, such as Times New Roman, Arial, or Calibri.
- * Set your margins to 1 inch on all sides.
- * Indent paragraphs by 5 spaces.
- * Include a header with your name, the course name, the professor's name, and the date.
- * Include a title page with the title of your paper, your name, and the date.
- * Number your pages.
- * Create a reference list at the end of your paper with complete information for all of your sources.

Once you have formatted your paper, you're ready to submit it.

Writing a paper can be a challenging task, but it's also a rewarding one. By following the tips in this guide, you can write a paper that is well-written, well-researched, and well-organized.

So what are you waiting for? Start writing today!




How To Write a Paper by Gerald J. Alred

★★★★☆ 4.7 out of 5

- Language : English
- File size : 1568 KB
- Text-to-Speech : Enabled
- Enhanced typesetting : Enabled
- Print length : 178 pages
- Lending : Enabled
- Screen Reader : Supported

FREE DOWNLOAD E-BOOK 



Unveiling Humanism in China and the West: A Journey Through Communication

In our rapidly evolving world, the concept of humanism has taken center stage as individuals and societies navigate the complexities of...



Blind Boy's Unwavering Struggle Against Abuse and the Triumph of Finding Purpose

In the tapestry of life, adversity often weaves intricate threads, testing the limits of human resilience. The story of Blind Boy stands as a testament...