


Winter Safe Driving Tips: The Ultimate Guide to Staying Safe on the Road

Winter driving can be hazardous, but with the right tips, you can stay safe on the road. This article provides comprehensive winter safe driving tips, covering everything from preparing your vehicle to driving in snow and ice.



Winter Safe Driving Tips by Gary Wunning

★★★★★ 5 out of 5

Language	: English
File size	: 1070 KB
Text-to-Speech	: Enabled
Screen Reader	: Supported
Enhanced typesetting	: Enabled
Word Wise	: Enabled
Print length	: 4 pages
Lending	: Enabled



Preparing Your Vehicle for Winter

Before you hit the road in winter, it's important to prepare your vehicle for the cold weather. Here are a few things you should do:

- **Check your tires.** Make sure your tires are properly inflated and have good tread. Winter tires are also a good investment, as they provide better traction in snow and ice.
- **Check your battery.** Cold weather can drain your battery, so it's important to make sure it's in good condition. If your battery is more than three years old, it's a good idea to have it tested.

- **Check your fluids.** Make sure your antifreeze, windshield washer fluid, and oil are all at the proper levels.
- **Pack an emergency kit.** In case of an emergency, it's important to have an emergency kit in your vehicle. This kit should include items such as a flashlight, first-aid kit, blanket, and food.

Driving in Snow and Ice

Driving in snow and ice can be challenging, but it's important to stay calm and follow these tips:


- **Slow down.** The most important thing to remember when driving in snow and ice is to slow down. It takes longer to stop on slippery roads, so give yourself plenty of time.
- **Increase your following distance.** Leave more space between you and the car in front of you. This will give you more time to react if they stop suddenly.
- **Avoid sudden movements.** When driving in snow and ice, it's important to avoid sudden movements. This includes braking, accelerating, and turning. Make all of your movements smooth and gradual.
- **Use your headlights.** Even during the day, it's important to use your headlights when driving in snow and ice. This will help other drivers see you.
- **Be aware of black ice.** Black ice is a thin layer of ice that can be difficult to see. It's often found on bridges, overpasses, and shaded areas. If you see black ice, slow down and be extra cautious.

Additional Winter Driving Tips

Here are a few additional winter driving tips to keep in mind:

- **Dress warmly.** When driving in winter, it's important to dress warmly. This will help you stay comfortable and alert.
- **Be aware of weather conditions.** Before you hit the road, check the weather forecast. If there's a winter storm in the forecast, it's best to avoid driving if possible.
- **Let someone know your travel plans.** If you're planning on driving in winter, let someone know your travel plans. This way, they can check on you if you don't arrive at your destination on time.

Winter driving can be hazardous, but with the right tips, you can stay safe on the road. By following the tips in this article, you can reduce your risk of an accident and make your winter driving experience safer and more enjoyable.



Winter Safe Driving Tips by Gary Wunning


★★★★★ 5 out of 5

Language : English
File size : 1070 KB
Text-to-Speech : Enabled
Screen Reader : Supported
Enhanced typesetting : Enabled
Word Wise : Enabled
Print length : 4 pages
Lending : Enabled

FREE

DOWNLOAD E-BOOK





Unveiling Humanism in China and the West: A Journey Through Communication

In our rapidly evolving world, the concept of humanism has taken center stage as individuals and societies navigate the complexities of...



Blind Boy's Unwavering Struggle Against Abuse and the Triumph of Finding Purpose

In the tapestry of life, adversity often weaves intricate threads, testing the limits of human resilience. The story of Blind Boy stands as a testament...